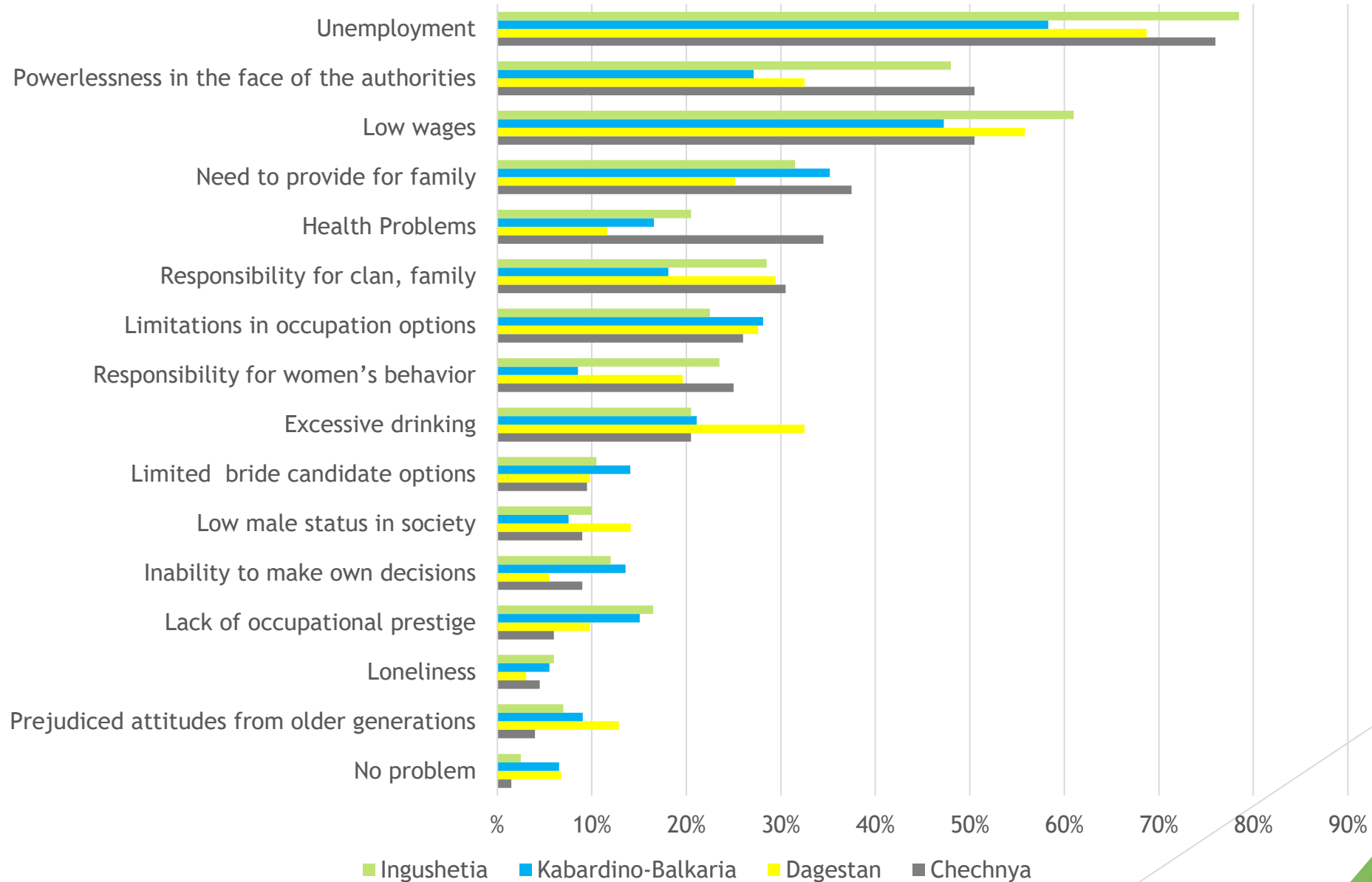


Men of the North Caucasus

Hardships men face in the North Caucasus

	Republic			
	Chechnya	Dagestan	Kabardino-Balkaria	Ingushetia
Unemployment	76,0%	68,7%	58,3%	78,5%
Low wages	50,5%	55,8%	47,2%	61,0%
Powerlessness in the face of the authorities	50,5%	32,5%	27,1%	48,0%
Need to provide for family	37,5%	25,2%	35,2%	31,5%
Responsibility for clan, family	30,5%	29,4%	18,1%	28,5%
Limitations in occupation options	26,0%	27,6%	28,1%	22,5%
Excessive drinking	20,5%	32,5%	21,1%	20,5%
Health problems	34,5%	11,7%	16,6%	20,5%
Responsibility for women's behavior	25,0%	19,6%	8,5%	23,5%
Lack of occupational prestige	6,0%	9,8%	15,1%	16,5%
Limited bride candidate options	9,5%	9,8%	14,1%	10,5%
Inability to make own decisions	9,0%	5,5%	13,6%	12,0%
Low male status in society	9,0%	14,1%	7,5%	10,0%
Prejudiced attitudes from older generations	4,0%	12,9%	9,0%	7,0%
Loneliness	4,5%	3,1%	5,5%	6,0%
No problems	1,5%	6,7%	6,5%	2,5%

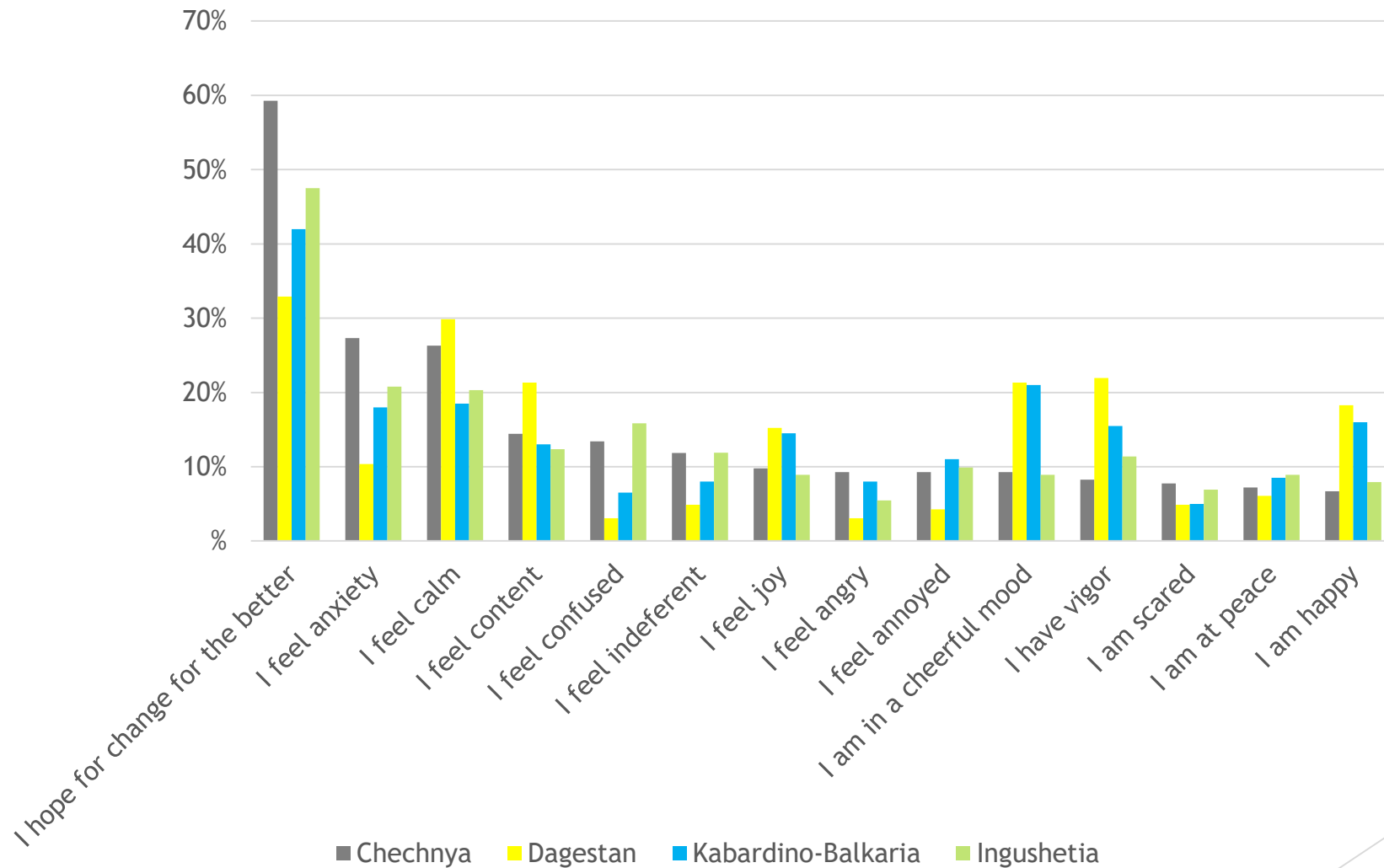
HARDSHIPS MEN FACE IN THE NORTH CAUCASUS



Hardships men faced personally in the North Caucasus

	Republic			
	Chechnya	Dagestan	Kabardino-Balkaria	Ingushetia
Low wages	43,8%	39,2%	31,0%	43,6%
Powerlessness in the face of the authorities	38,1%	24,2%	16,2%	33,3%
Unemployment	27,8%	20,9%	15,2%	37,4%
Need to provide for family	32,5%	17,0%	23,4%	23,6%
Health problems	29,9%	12,4%	19,8%	29,2%
Responsibility for clan, family	24,2%	22,9%	18,3%	26,2%
Limitations in occupation options	18,6%	18,3%	22,3%	20,5%
No problem	11,3%	21,6%	15,2%	11,3%
Responsibility for women's behavior	12,4%	20,3%	2,0%	13,8%
Inability to make own decisions	14,4%	4,6%	16,2%	9,7%
Lack of occupational prestige	10,3%	13,1%	7,6%	15,4%
Loneliness	8,2%	3,9%	9,6%	13,3%
Limited bride candidate options	5,7%	5,9%	14,7%	8,7%
Prejudiced attitudes from older generations	5,7%	2,6%	10,2%	5,1%
Excessive drinking	3,1%	3,3%	2,5%	7,2%
Low male status in society	1,5%	1,3%	4,1%	6,2%

What men in the North Caucasus feel when they think about their lives



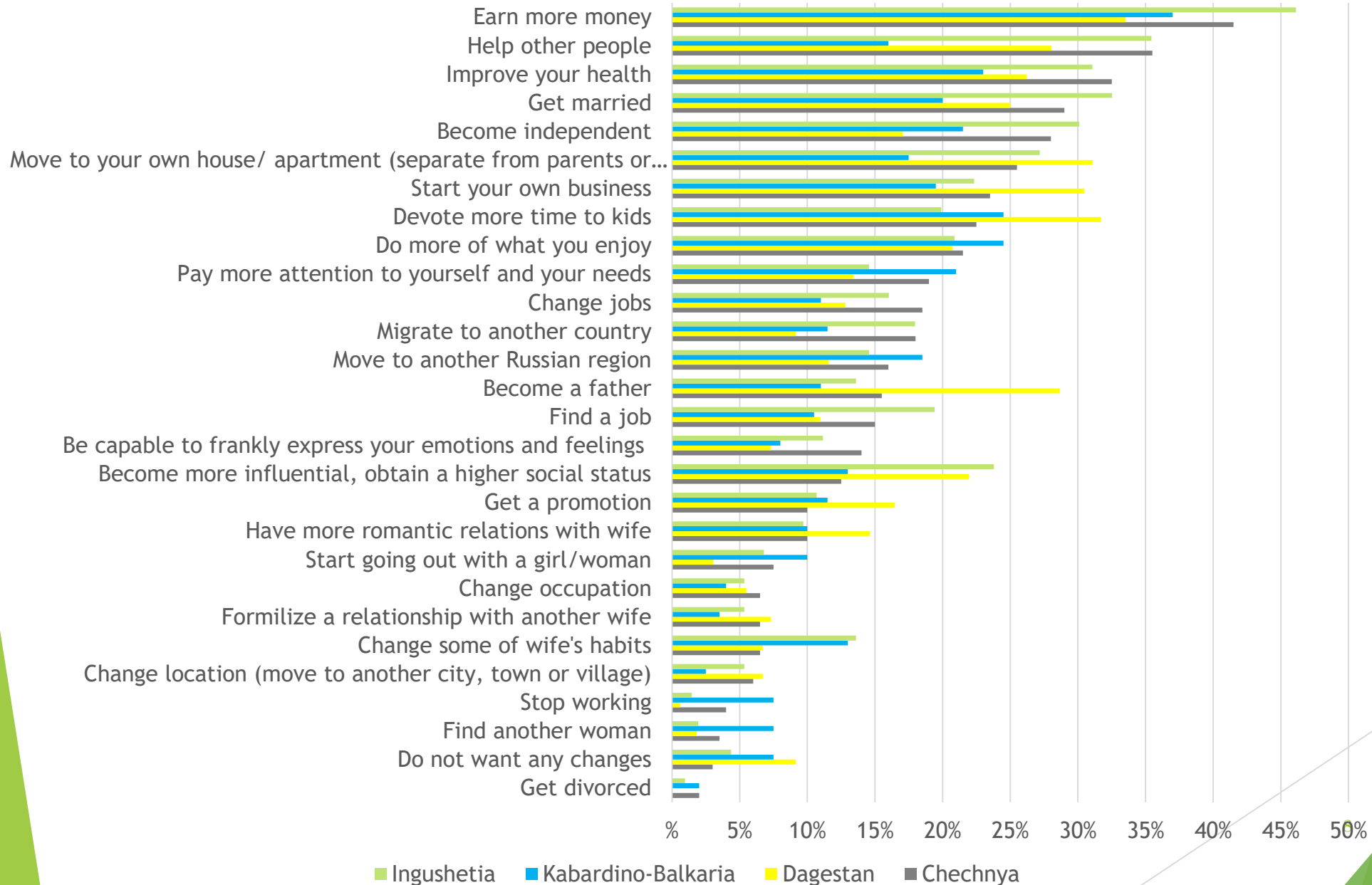
Who men in the North Caucasus usually share their emotions and discuss problems with

	Republic			
	Chechnya	Dagestan	Kabardino-Balkaria	Ingushetia
With friends	39,5%	27,6%	43,3%	49,5%
With wife	33,3%	41,7%	26,8%	29,2%
With brother/s	24,1%	30,1%	21,1%	18,8%
With no one	20,0%	19,0%	22,7%	17,8%
With mother	18,5%	20,2%	17,5%	22,3%
With sister/s	16,9%	8,0%	10,8%	17,3%
With fathers	8,2%	15,3%	11,9%	7,4%
With other male relatives	15,4%	4,9%	8,2%	10,9%
With a girlfriend	3,6%	6,7%	7,2%	6,4%
With other female relatives	5,6%	,6%	3,6%	4,0%

To be considered successful, a man should

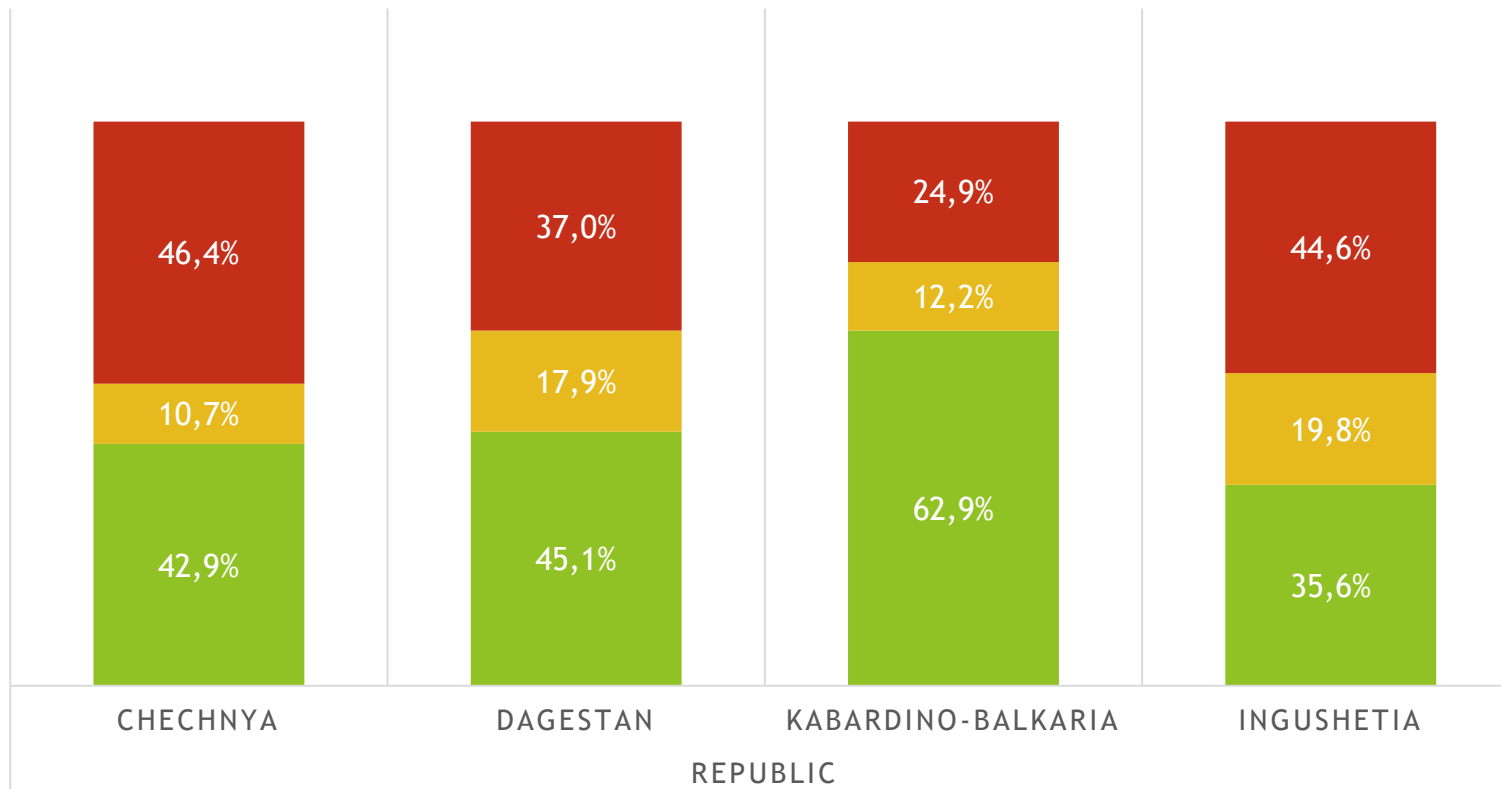
	Republic			
	Chechnya	Dagestan	Kabardino-Balkaria	Ingushetia
Have a family, children	60,8%	73,9%	55,8%	49,8%
Have a high income	38,7%	39,8%	39,5%	48,8%
Be respected within his family	34,7%	44,1%	35,8%	33,5%
Be able to protect his family	27,6%	28,6%	32,1%	27,6%
Be satisfied with his life	26,6%	31,7%	23,7%	29,1%
Be influential, have a high social status	19,6%	26,7%	22,6%	29,1%
Be independent	25,6%	20,5%	12,6%	31,0%
Have good friends	24,1%	16,8%	20,5%	16,7%
Run his own business	19,6%	16,1%	17,4%	21,2%
Love and be loved	13,6%	22,4%	12,6%	19,2%
Have a job that he enjoys	19,6%	13,0%	18,4%	14,3%
Be respected by his community	25,1%	11,8%	10,5%	15,3%
Have a prestigious occupation	10,6%	13,7%	13,7%	16,3%
Be an expert	17,6%	17,4%	11,1%	6,4%
Be responsible for women in his family	15,6%	14,3%	2,6%	12,3%
Have a higher education	9,5%	9,9%	8,9%	7,9%
Have the possibility to travel a lot	6,0%	3,1%	7,9%	3,9%
Have a diverse leisure	4,0%	,6%	6,3%	4,4%
Have his own house (live separately from parents)	2,5%	2,5%	2,1%	3,9%

What men in the North Caucasus want to change in their lives



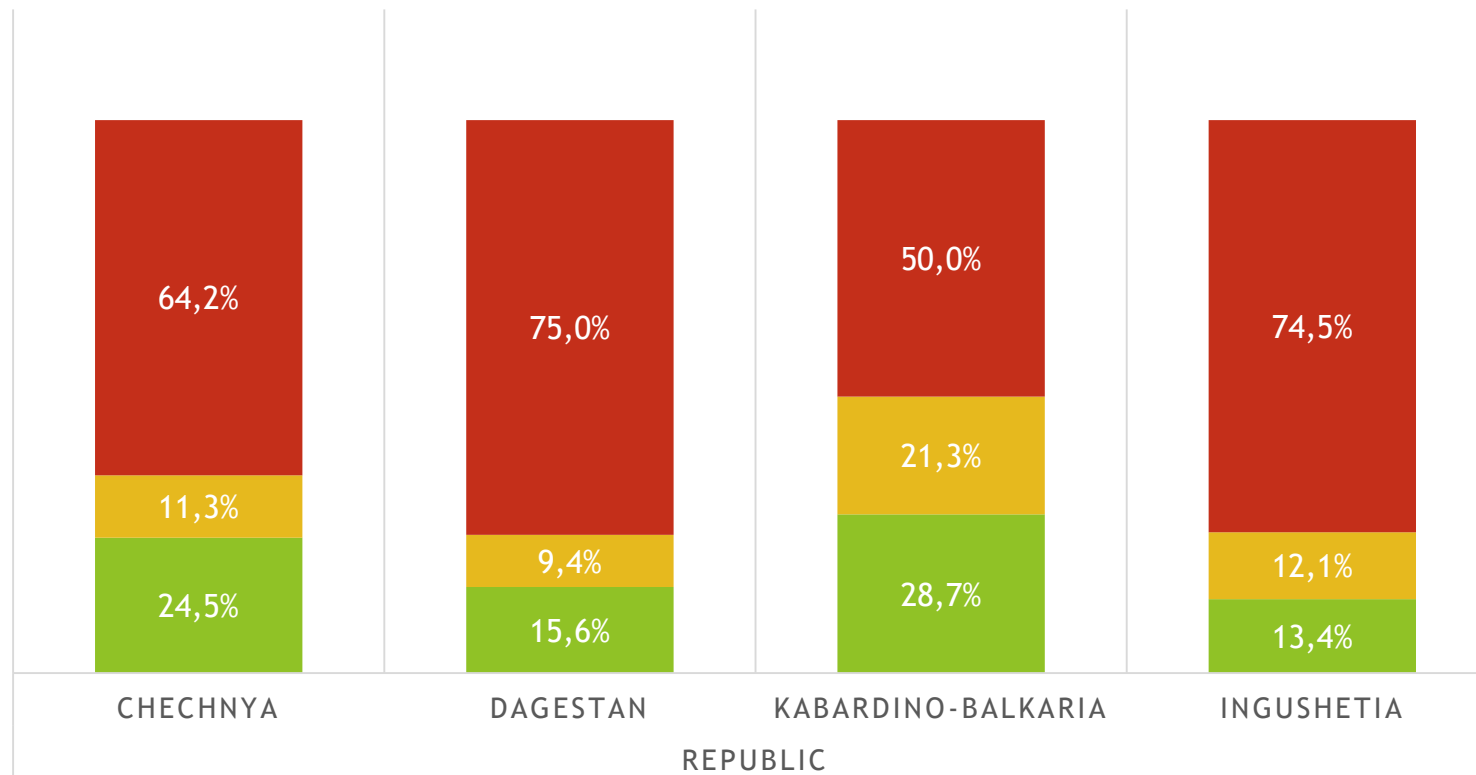
INTIMATE RELATIONSHIP BEFORE MARRIAGE

■ With several women ■ With a woman ■ Did not have

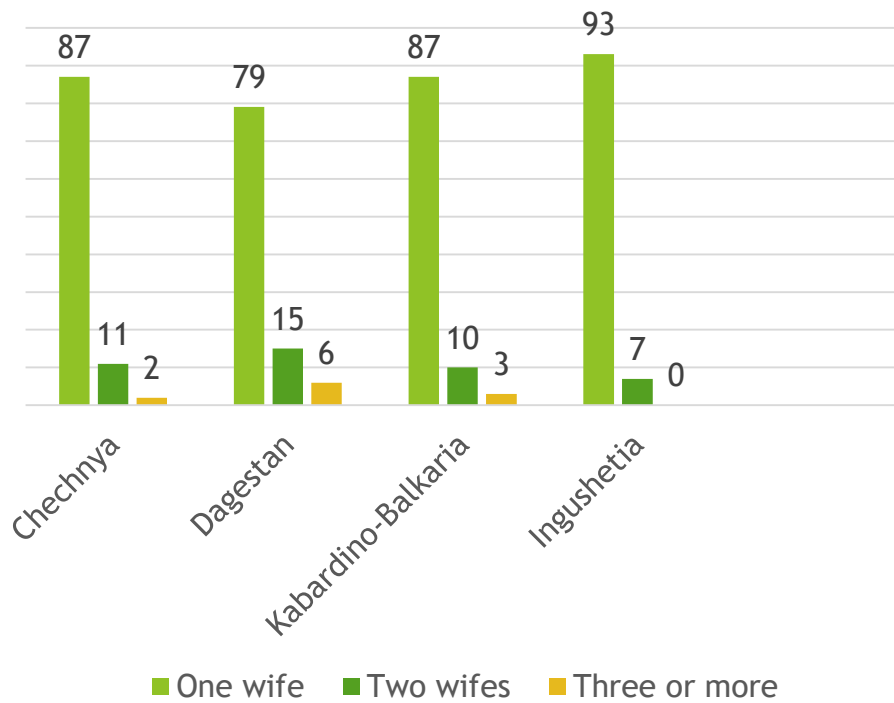


INTIMATE RELATIONSHIP WHILE DURING MARRIAGE

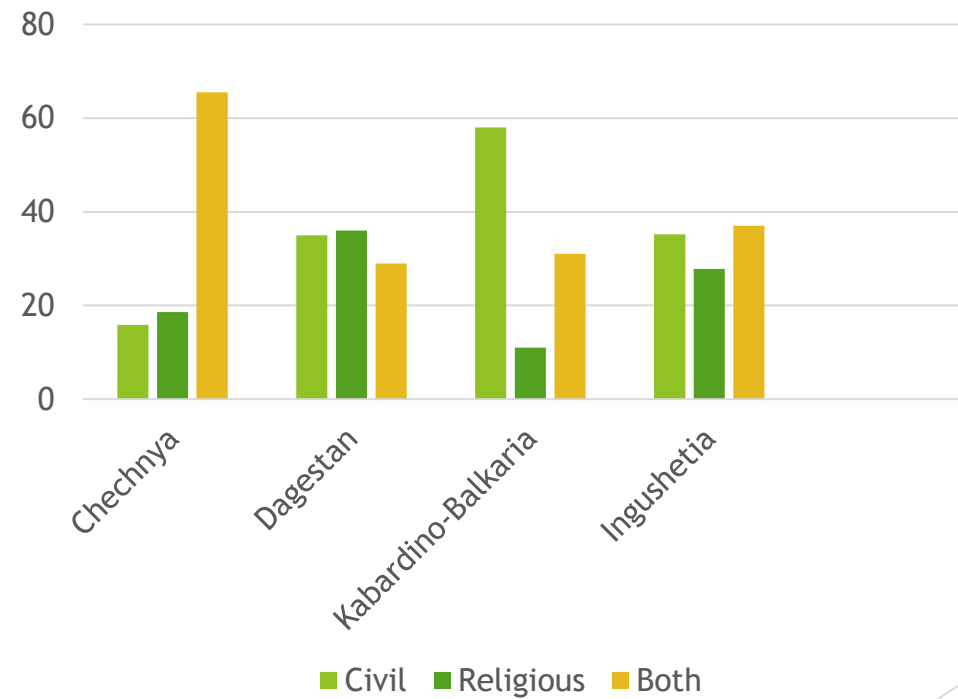
■ With several women ■ With one woman ■ Did not have



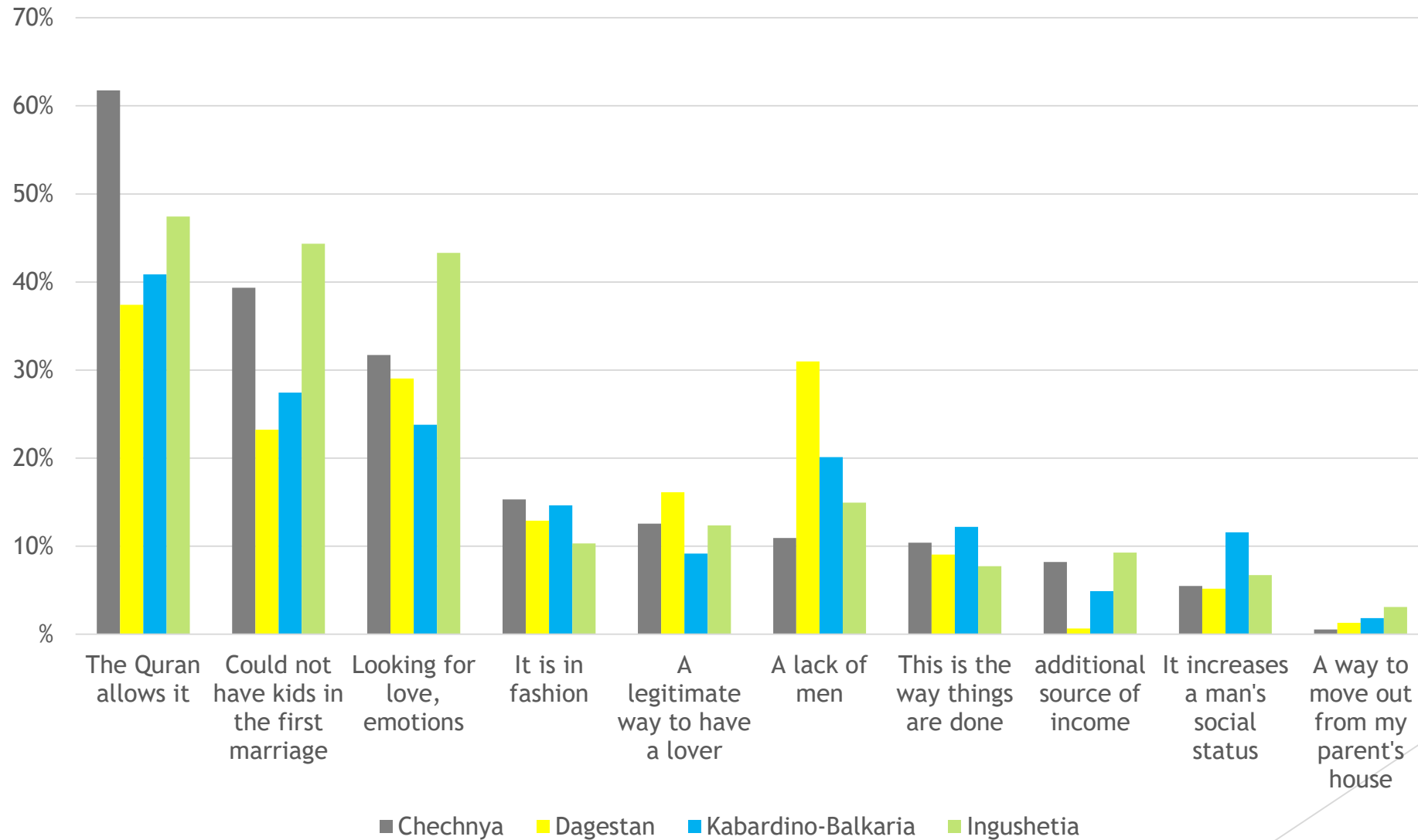
NUMBER OF WIVES



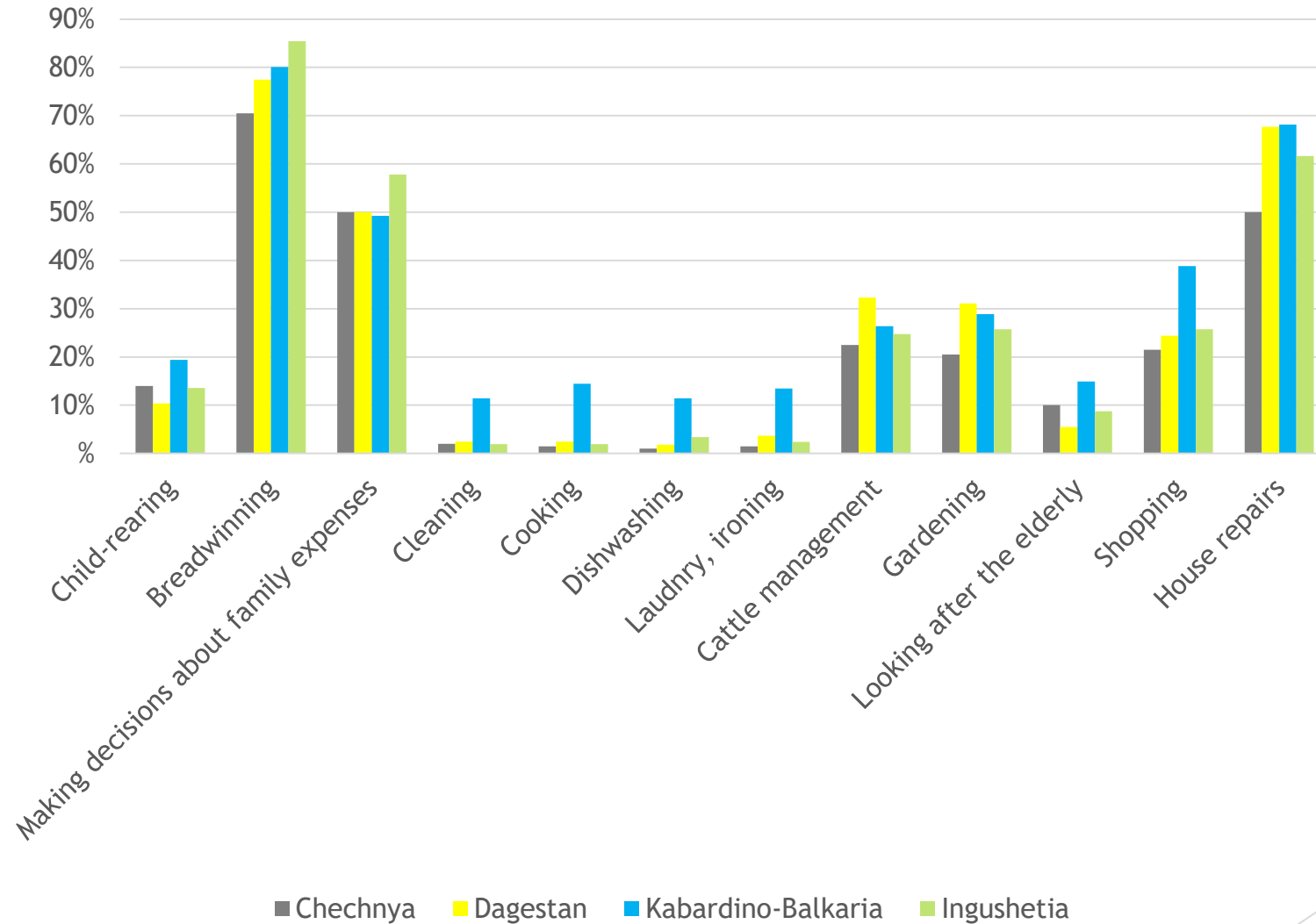
TYPES OF MARRIAGES



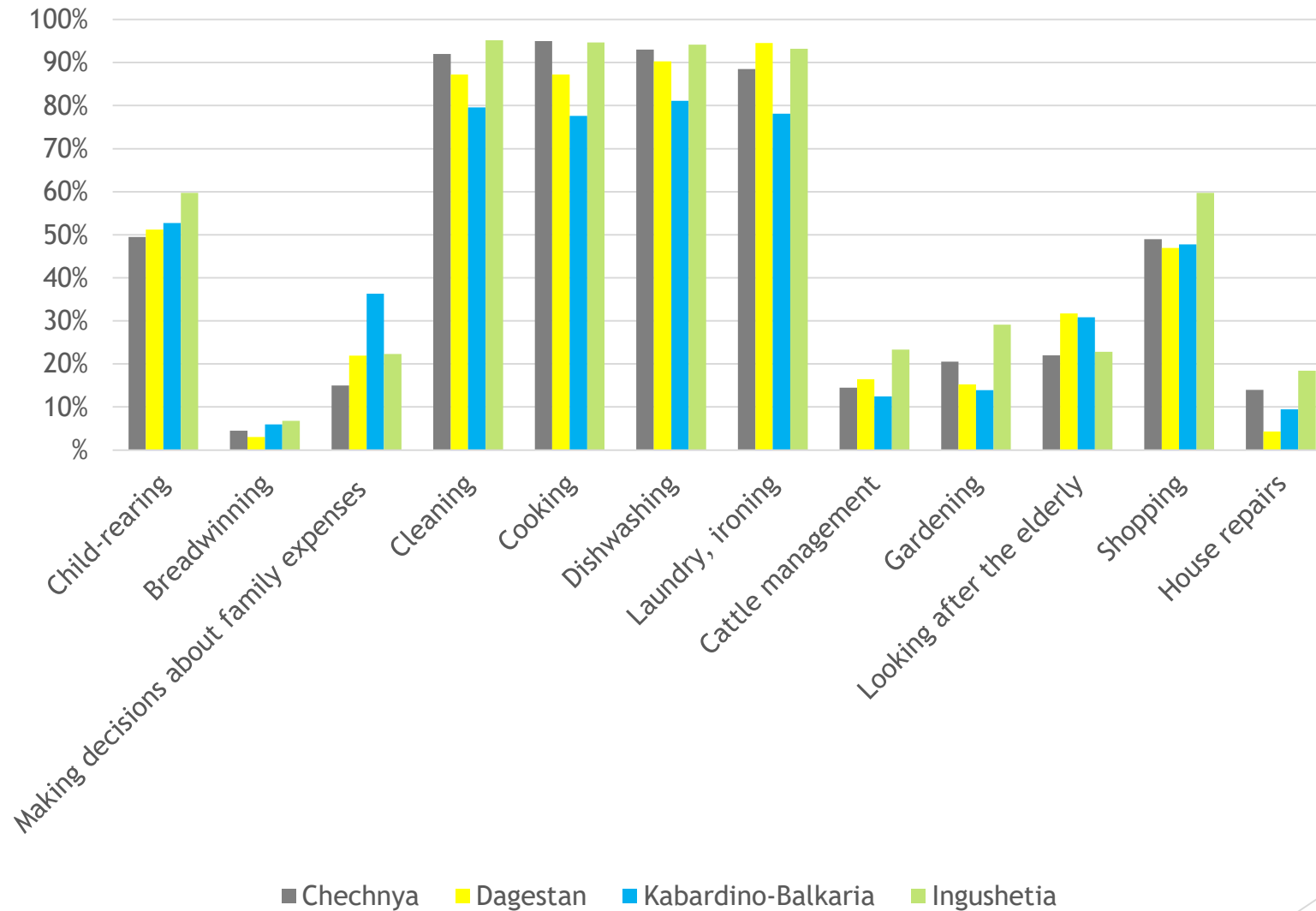
REASONS FOR HAVING A SECOND WIFE



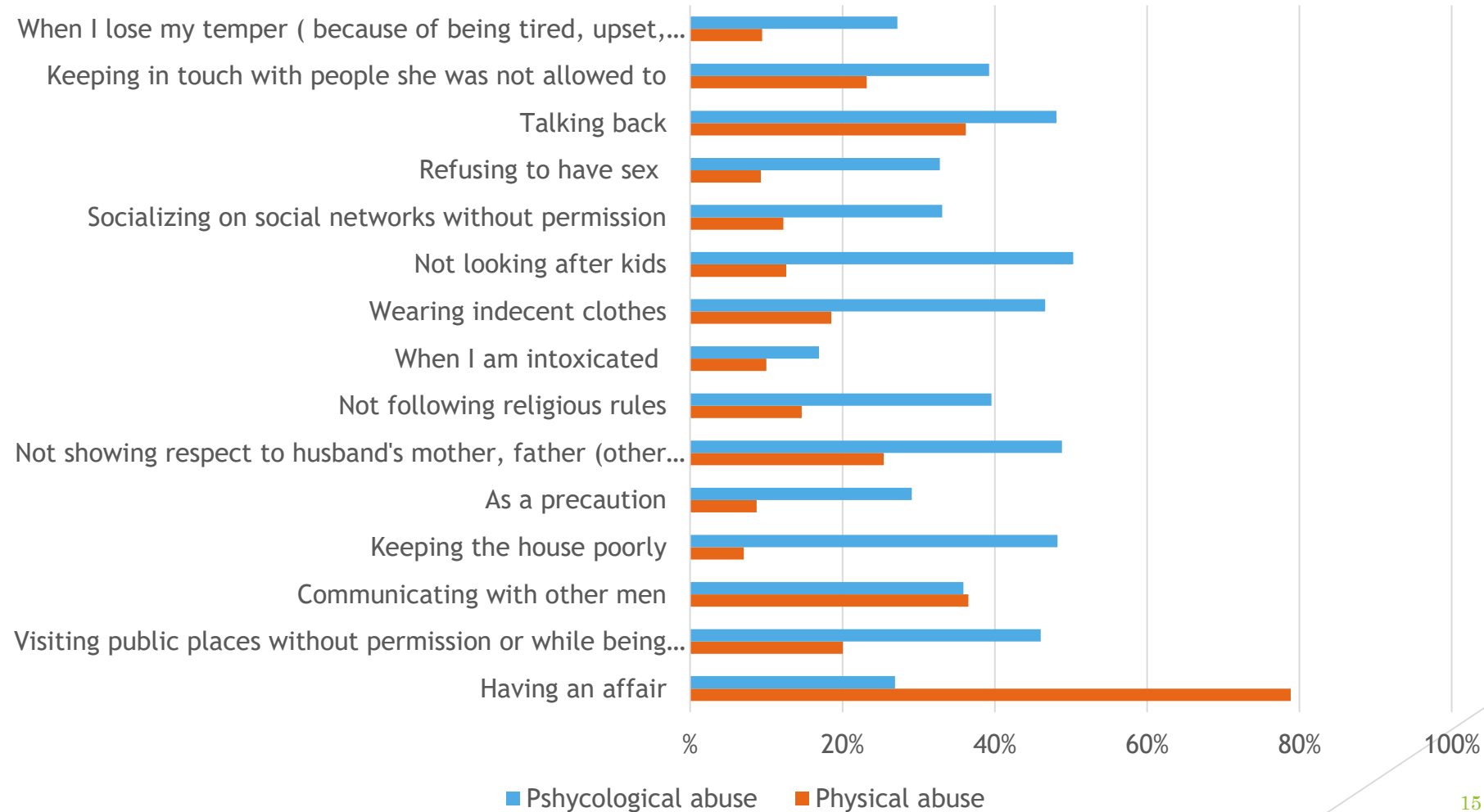
DOMESTIC DUTIES. MEN'S RESPONSIBILITIES



DOMESTIC DUTIES. WOMEN'S RESPONSIBILITIES



LEGITIMATE REASONS OF PHYSICAL AND PSHYCOLOGICAL ABUSE TO WOMEN



Possible motives of physical abuse towards women

	Republic			
	Chechnya	Dagestan	Kabardino-Balkaria	Ingushetia
Her having an affair	84,8%	79,6%	85,6%	67,3%
Talking back	45,5%	33,3%	15,5%	40,4%
Communicating with other men	38,8%	34,3%	14,4%	49,4%
Not showing respect to my parents	34,8%	15,7%	18,6%	25,6%
Keeping in touch with people she was not allowed to	29,2%	21,3%	16,5%	21,8%
Wearing indecent clothes	21,3%	13,9%	12,4%	22,4%
Visiting public places without permission or while being escorted	20,8%	17,6%	10,3%	26,9%
Not following religious rules	15,2%	13,0%	9,3%	18,6%
Socializing on social networks without permission	13,5%	12,0%	3,1%	16,7%
Refusing to have sex	12,4%	11,1%	9,3%	4,5%
Not looking after kids	11,2%	13,0%	14,4%	12,8%
When I lose my temper (because of being tired, upset, having troubles)	6,2%	15,7%	11,3%	7,7%
As a precaution	5,1%	15,7%	10,3%	7,1%
When I am intoxicated	5,1%	15,7%	14,4%	9,0%
Keeping the house poorly	2,8%	13,9%	5,2%	8,3%

Possible motives of psychological abuse towards women

	Republic			
	Chechnya	Dagestan	Kabardino-Balkaria	Ingushetia
Not looking after kids	63,8%	52,0%	35,2%	48,9%
Keeping the house poorly	56,2%	52,0%	32,1%	51,6%
Not showing respect to husband's parents	53,5%	45,3%	34,5%	59,9%
Wearing indecent clothes	48,6%	58,1%	33,3%	47,3%
Talking back	45,4%	57,4%	43,0%	47,8%
Visiting public places without permission or while being escorted	44,3%	64,2%	29,7%	47,8%
Refusing to have sex	44,3%	36,5%	18,8%	30,8%
Not following religious rules	43,2%	57,4%	17,6%	41,2%
Keeping in touch with people she was not allowed to	40,5%	43,9%	30,9%	41,8%
Socializing on social networks without permission	37,3%	41,9%	17,0%	36,3%
Communicating with other men	36,8%	45,9%	30,9%	31,3%
As a precaution	29,7%	31,8%	24,2%	30,8%
When I lose my temper (because of being tired, upset, having troubles)	25,9%	35,8%	21,2%	26,9%
When I am intoxicated	17,3%	20,9%	15,2%	14,8%
Her having an affair	13,5%	25,0%	53,9%	17,6%

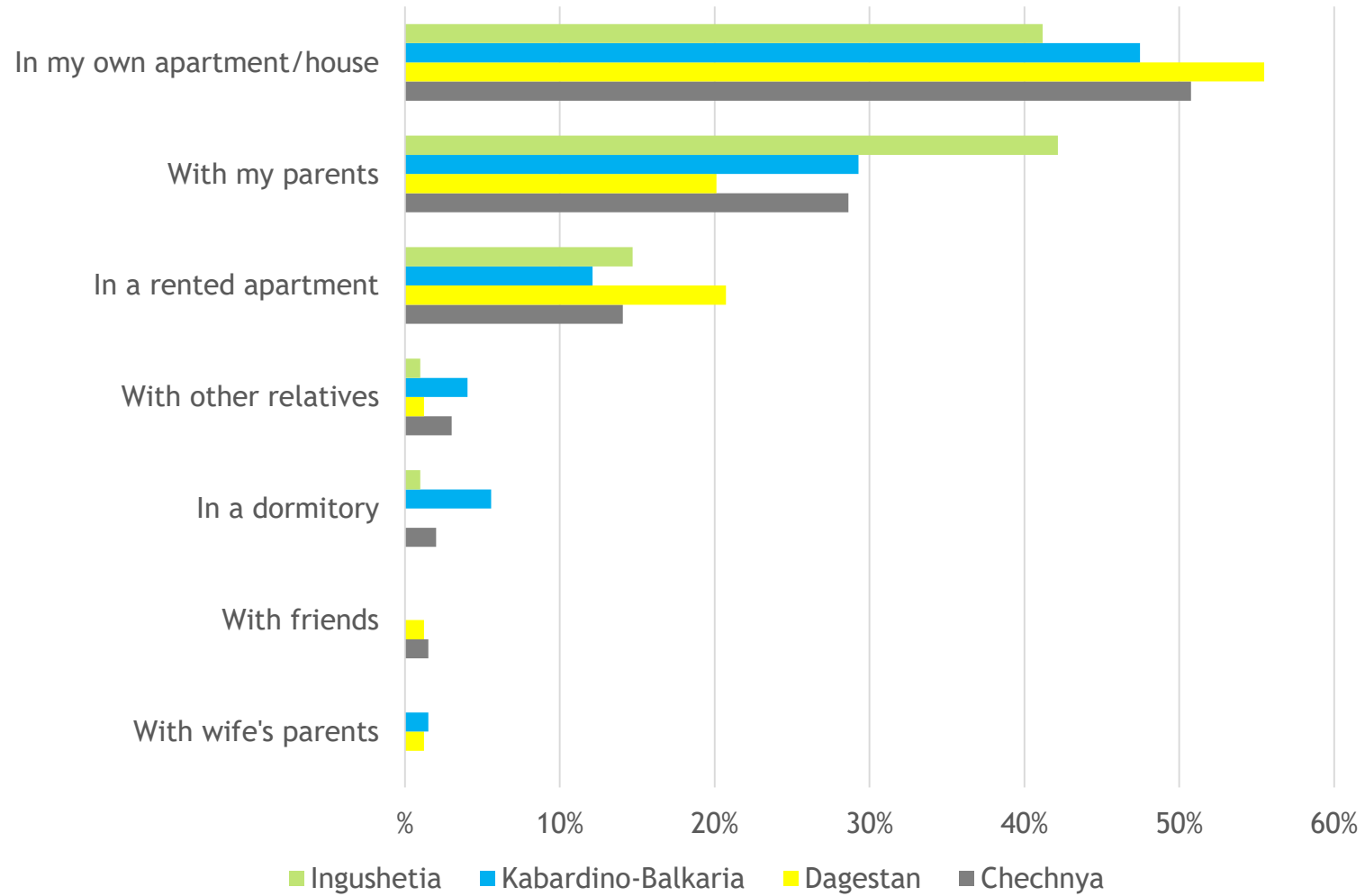
Do women that you know face the following problems? Men's perspective

	Republic			
	Chechnya	Dagestan	Kabardino-Balkaria	Ingushetia
Control of family budget by men	86,2%	85,2%	75,5%	92,0%
Resistance to women's desire to study, work, etc.	77,9%	82,1%	62,8%	84,3%
Control of their leisure time	72,8%	71,9%	72,4%	85,1%
Threatening to take child custody	62,8%	37,2%	50,3%	58,5%
Critique of their appearance, manners, intelligence	60,7%	63,5%	70,9%	76,2%
Verbal assault	58,2%	68,7%	64,8%	68,0%
Kicked out of their house	55,6%	33,8%	50,5%	41,1%
Forced to domestic work	54,2%	42,3%	51,8%	57,7%
Slaps on the face, pushing	52,8%	41,1%	49,7%	43,7%
Hit with fists or various objects	29,5%	14,0%	34,5%	29,7%
Threatened to be shot	13,3%	11,1%	21,1%	12,4%
Forced to sex, rape	12,8%	17,0%	28,5%	11,8%
Restriction of communication with her friends	56,2%	50,7%	61,1%	63,4%
Expression of jealousy	80,4%	82,9%	74,9%	80,7%

Do women that you know (including yourself) face the following problems? Women's perspective

	Republic			
	Chechnya	Dagestan	Kabardino-Balkaria	Ingushetia
Slaps on the face, pushing	88,1%	58,8%	46,3%	44,5%
Hit with fists or various objects	70,8%	54,2%	28,9%	27,4%
Threatened to be shot	39,8%	24,3%	13,4%	7,3%
Forced to sex, rape	35,4%	24,9%	23,5%	5,5%
Restriction of communication with her friends	83,5%	60,5%	51,0%	50,6%
Expression of jealousy	87,4%	68,4%	55,0%	57,3%
Control of family budget and decision-making by men	84,5%	59,3%	43,0%	54,9%
Resistance to women's desire to study, work, etc.	88,4%	58,2%	43,0%	67,7%
Control of her leisure time	81,7%	52,0%	38,9%	51,2%
Threatening to take child custody	79,4%	37,9%	19,5%	23,2%
Critique of her appearance, manners, intelligence	77,6%	51,4%	27,5%	38,4%
Verbal assaults	82,5%	55,4%	26,2%	45,7%
Kicked out of her house	75,7%	37,3%	16,1%	17,1%
Forced to domestic work	67,9%	31,6%	15,4%	21,3%

PLACE OF LIVING



How men in the North Caucasus spend their leisure time

	Republic			
	Chechnya	Dagestan	Kabardino-Balkaria	Ingushetia
Meeting with friends	64,8%	52,1%	50,0%	58,3%
Watching TV	60,3%	49,1%	38,9%	40,7%
Visiting relatives	46,7%	39,9%	25,3%	40,7%
Doing exercises (going to a gym, swimming pool)	25,6%	38,0%	29,3%	25,5%
Visiting a mosque, church, house of worship	37,7%	32,5%	20,2%	22,1%
Socializing on social networks	34,7%	21,5%	16,7%	21,6%
Going to my native village	32,7%	27,6%	19,7%	14,7%
Talking with relatives, friends by phone	30,7%	28,8%	13,1%	16,2%
Spending time on the Internet (apart from social networks)	24,6%	20,2%	14,1%	24,5%
Walking around the city/village	22,1%	17,2%	22,7%	19,6%
Working on my car (spending time in the garage)	18,6%	21,5%	12,6%	16,7%
Visiting cafes, restaurants	14,1%	11,7%	17,2%	15,2%
Going fishing, hunting	12,6%	23,9%	10,1%	5,9%
Going to the sea	14,6%	17,8%	7,6%	9,3%
Visiting sauna/banya	5,0%	11,0%	16,7%	10,8%
Going to the cinema	12,1%	9,2%	12,1%	5,4%
Going shopping	10,6%	8,0%	11,1%	6,4%
I don't have free time	5,5%	3,1%	6,1%	10,3%
Visiting theatre, museums, exhibitions	8,5%	1,2%	12,6%	2,0%